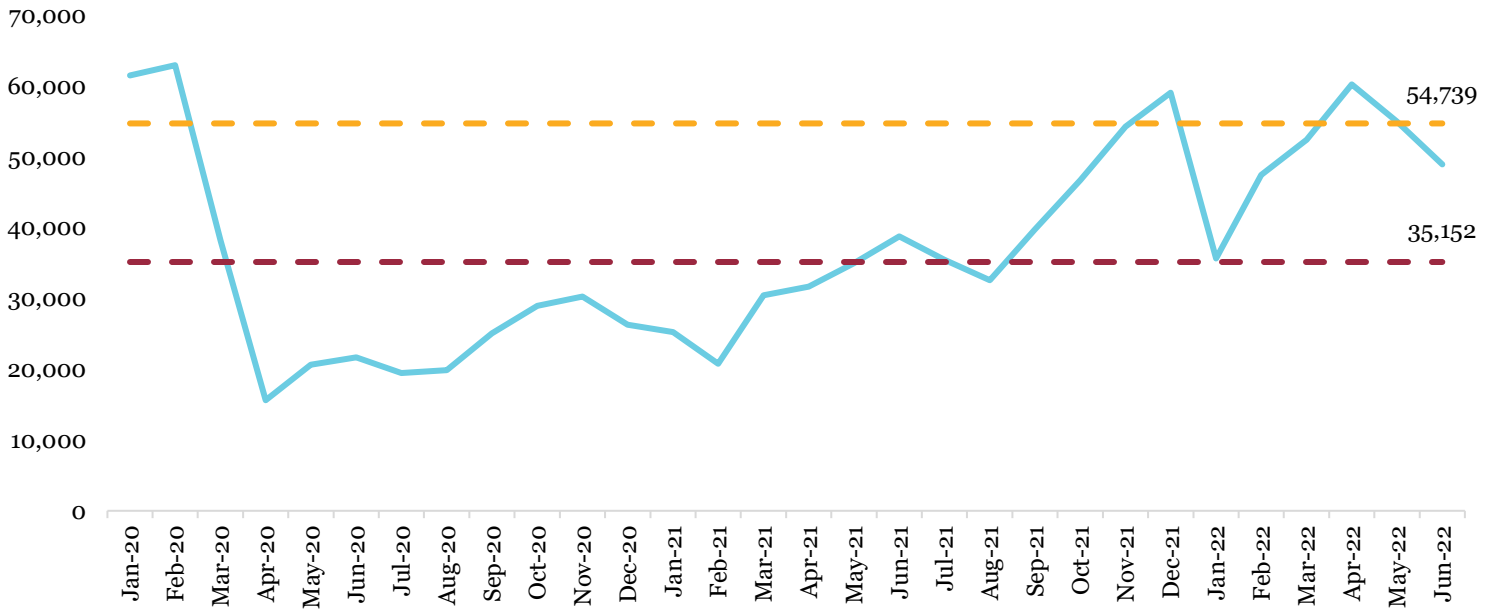


Flatiron & NoMad Pedestrian Report Q2 2022



FLATIRON PLAZAS PEDESTRIAN ACTIVITY

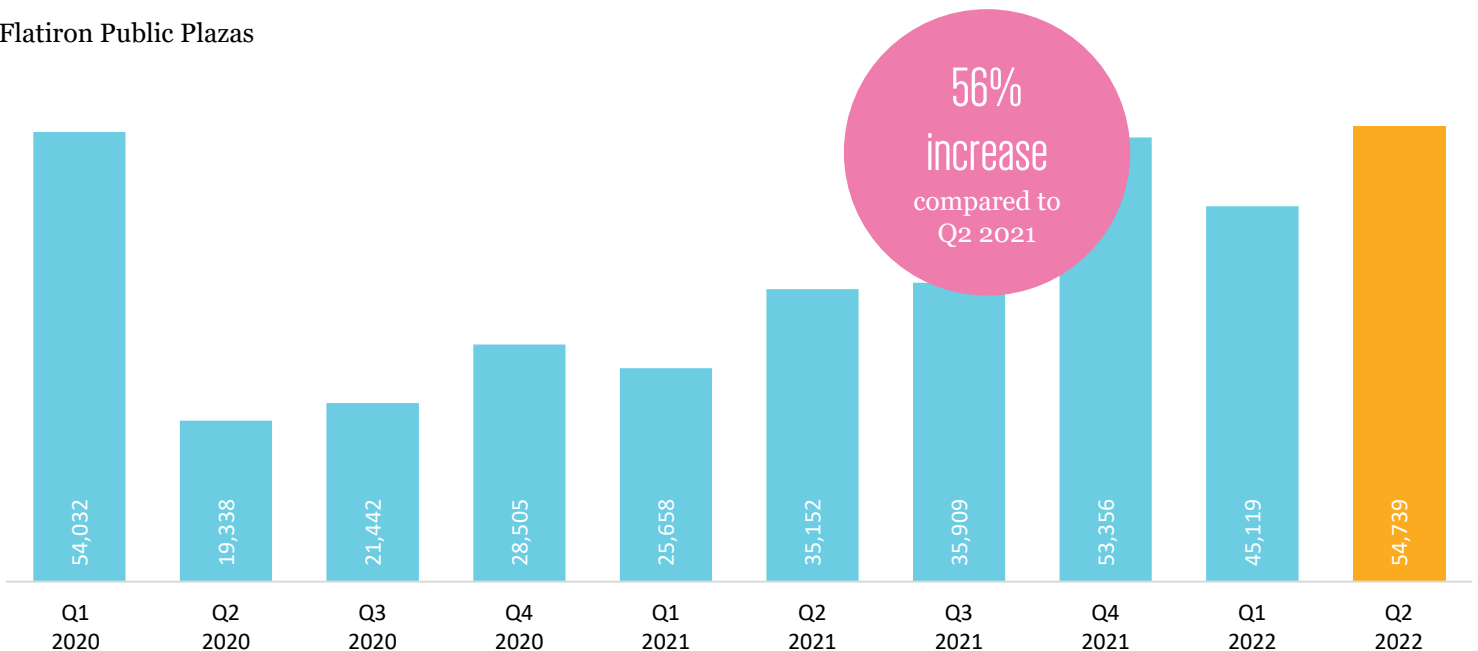
Daily Average Q2 2021 Average Q2 2022 Average



Spring weather was welcomed in Flatiron as foot traffic rose 21.3% from Q1 led by volumes in April averaging 60,271 visits per day. Q2 2022 ended with the highest daily average by quarter (54,739/day) since the Partnership began tracking footfalls in November 2019.

DAILY PEDESTRIAN AVERAGES

Flatiron Public Plazas

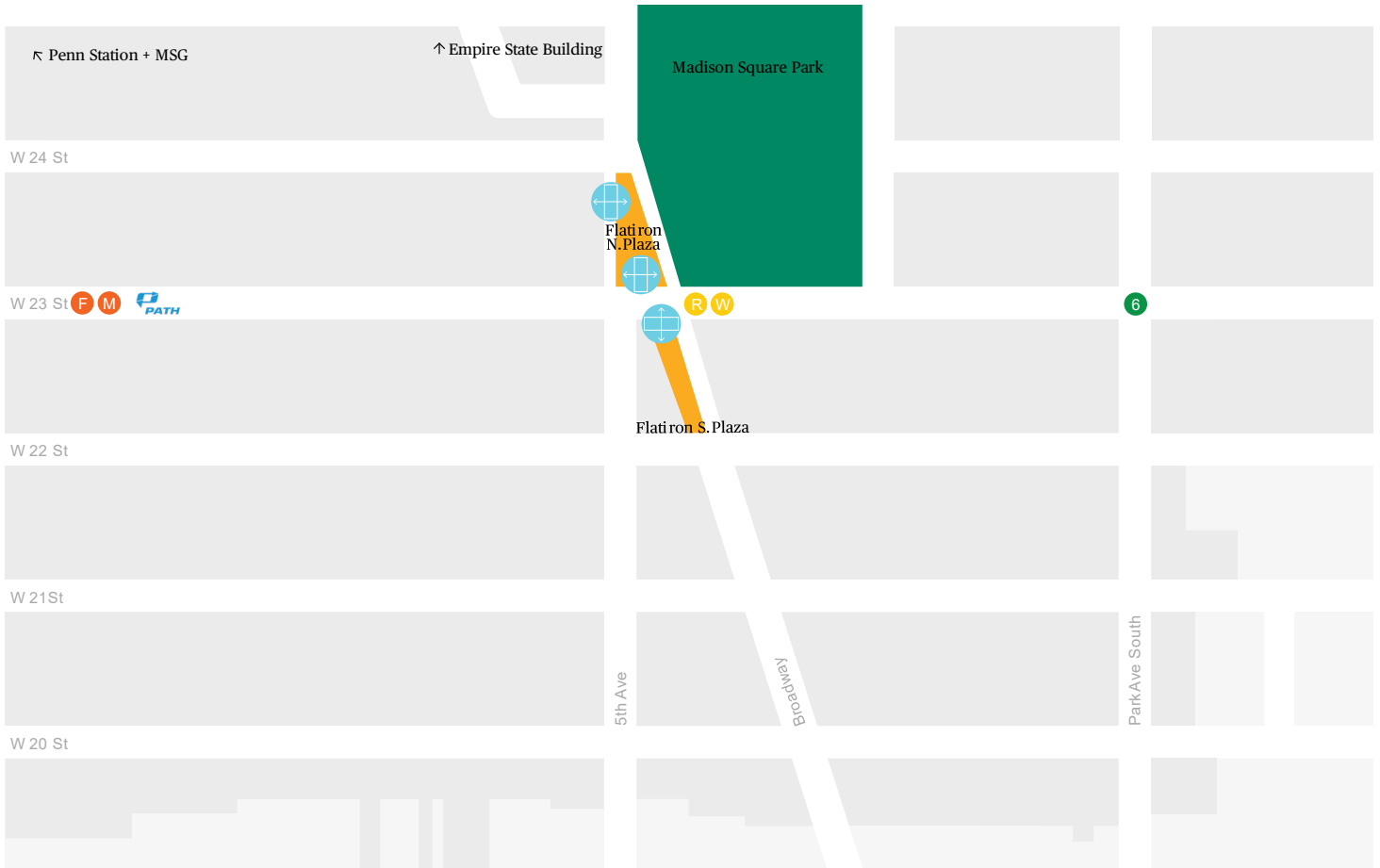


Flatiron & NoMad Pedestrian Report Q2 2022

FLATIRON NOMAD

PEDESTRIAN COUNT LOCATIONS

Pedestrian Count Location **Flatiron** Public Plazas Madison Square Park



INTERESTED IN HOSTING AN EVENT ON THE FLATIRON PUBLIC PLAZAS?

Please review the [Flatiron Public Plazas Fee Schedule](#) & contact [Kurt Cavanaugh](#) for details.

NICOLE MANDEL

Economic Development &
Research Manager
nmandel@flatironnomad.nyc

KURT CAVANAUGH

Vice President of Planning,
Streetscape & Capital Projects
kcavanaugh@flatironnomad.nyc

JAMES METHAM

President
jmettham@flatironnomad.nyc

CONTACT US

230 Fifth Avenue, Suite 1511
New York, NY 10001
T 212.741.2323
info@flatironnomad.nyc
FlatironNomad.nyc

FOLLOW US

@FlatironNY
Twitter, Instagram,
Facebook

RETAIL OPPORTUNITES MAP