

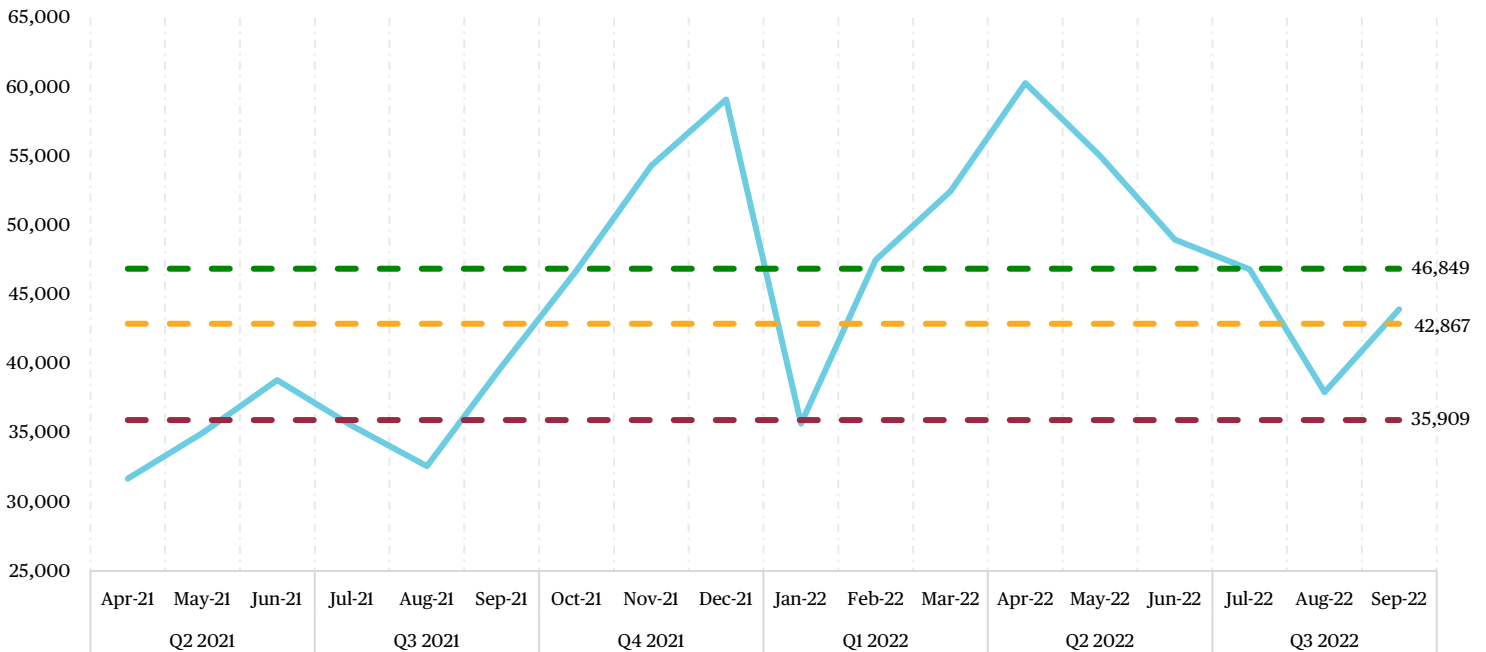
Pedestrian Report

Q3 2022



FLATIRON PLAZAS PEDESTRIAN ACTIVITY

Daily Average Q3 2021 Average Q3 2022 Average 2022 Weekday Average (Post-Labor Day)

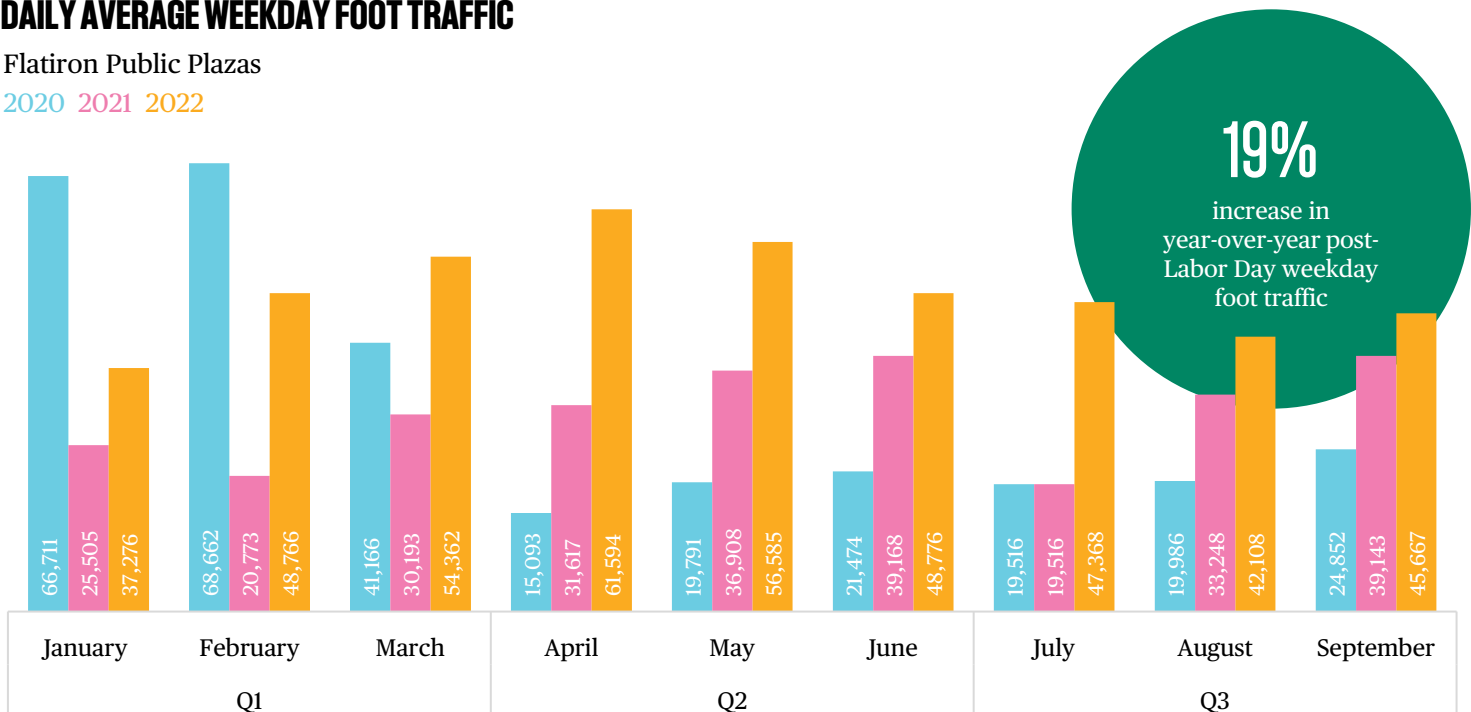


Nearly four million people passed through the heart of Flatiron last quarter, a 19% increase over Q3 2021. Post-Labor Day weekday foot traffic also increased 19% year-over-year, pointing to a steady increase in employees returning to the office. According to the [Partnership for New York City](#), 49% of office workers are in the office compared to 38% in April.

DAILY AVERAGE WEEKDAY FOOT TRAFFIC

Flatiron Public Plazas

2020 2021 2022



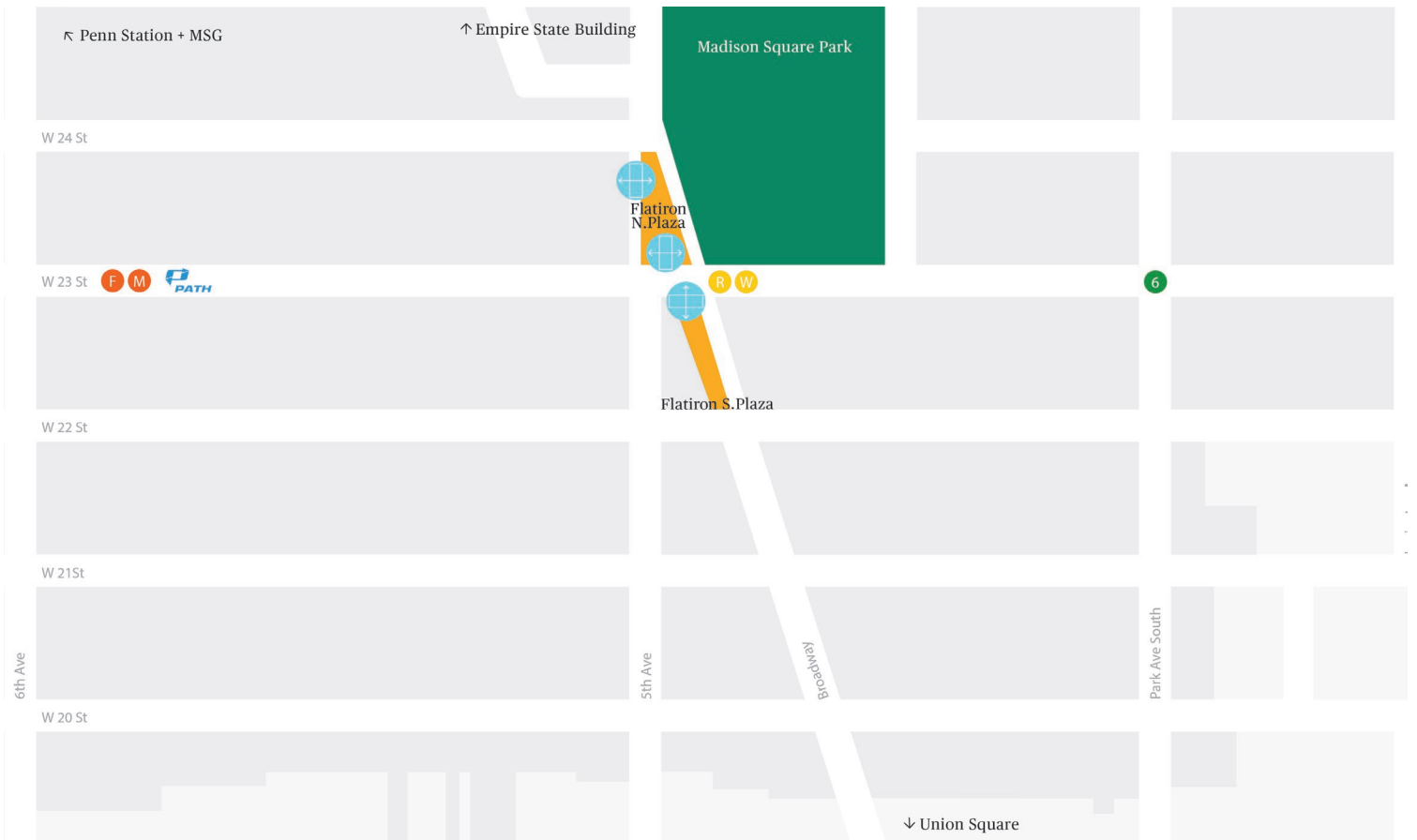
Pedestrian Report

Q3 2022

FLATIRON NOMAD

PEDESTRIAN COUNT LOCATIONS

Count Location **Flatiron Plazas**



INTERESTED IN HOSTING AN EVENT ON THE FLATIRON PUBLIC PLAZAS?

Please review the plaza [daily fee schedule](#)
& contact [Kurt Cavanaugh](#) for details.

NICOLE MANDEL

Economic Development &
Research Manager
nmandel@flatironnomad.nyc

KURT CAVANAUGH

Vice President of Planning,
Streetscape & Capital Projects
kcavanaugh@flatironnomad.nyc

JAMES METTHAM

President
jmettham@flatironnomad.nyc

CONTACT US

230 Fifth Avenue, Suite 1511
New York, NY 10001
T 212.741.2323
info@flatironnomad.nyc
FlatironNomad.nyc

FOLLOW US

@FlatironNY
Twitter, Instagram,
Facebook

RETAIL OPPORTUNITIES MAP